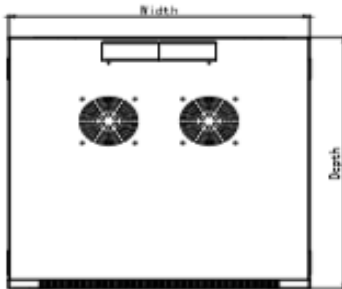


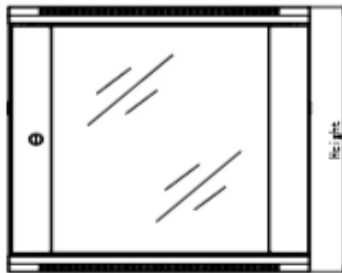


MODELO	ENS-RKGB22U2
DESCRIPCION	GABINETE PARED ENSON ENS-RKGB22U2 22U ENSAMBLADO 600X600MM

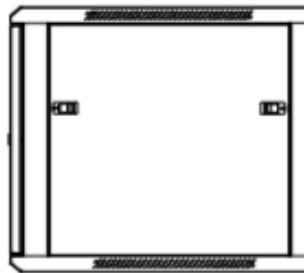


TOP

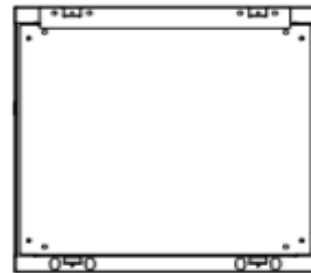
Model No.	Capacity(U)	Width (mm)	Depth (mm)	Height (mm)
SA6609	9	600	600	500
SA6622	22	600	600	1078



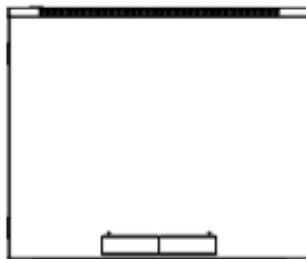
FRONT



SIDE



BACK



Standard:

Comply with ANSI/EIA RS-310-D, IEC297-2, DIN41494;PART1; DIN41494;PART7 ;

Material:

SPCC Cold Rolled Steel:
19" rails: 1.5mm, side panel: 1.2mm,
others: 1.0mm

Loading capacity:

Feature:

- *Completely transparent toughened front door, quick open the side panel and rear panel, convenient and flexible*
- The overall welding structure, firm structure, static load bearing of up to 60 kg,
- The top and bottom can be closed knock off type 2 place walk line channel
- Before and after the Angle gauge can move
- Backplane removable, can be completely